

# Sentinel Plus

PRESS BRAKE  
GUARDING SYSTEM



# Sentinel Plus

Sentinel Plus is the most advanced press brake guarding system ever designed for retrofit applications and is optimised for high speed performance machines. As a camera based system, Sentinel Plus delivers exceptional levels of protection, productivity and performance.

## Sentinel Plus laser protection

The Sentinel Plus laser transmitter and receiver are mounted to the upper beam of the press brake. A continuous block laser field protects the zone around the punch tip allowing the operator to hold the work piece as the tool close at high speed. If an obstruction is detected the machine is automatically stopped.

### 1. Automatic Mute Point Set-up

The 2mm mute point set-up is automatically initiated on the first cycle. The system detects the material surface and the operator is prompted to confirm the mute point via the user interface panel. Sentinel Plus automatically monitors the mute position and detects changes in tool size and material thickness.

### 2. Sentinel Plus user interface panel

The 4.3" colour graphics display makes the system very simple to operate. A magnetic backing allows the panel to be easily moved.

### 3. Laser Transmitter (TX)

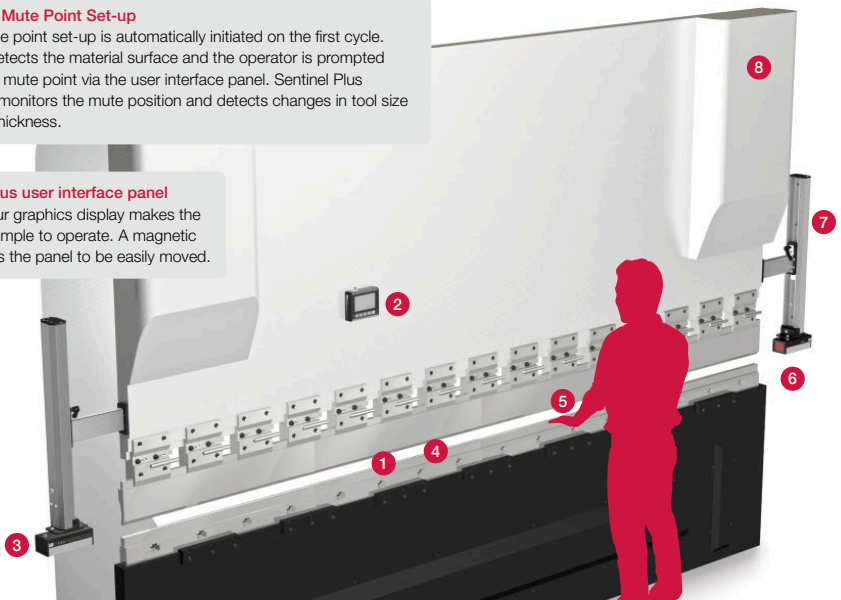
As the tools close in high speed the protective zone is progressively muted while machine deceleration and speed is monitored. The system provides optical protection until the tool opening is 2mm.


### 4. RapidBend Plus

RapidBend Plus technology significantly enhances machine performance by enabling the tools to close at high speed until the opening is only 2mm.

### 5. Close Proximity Protection

Sentinel Plus enables the operator unrestricted access to the tooling area. The operator can hold the work piece as close as 20mm from the bend line and operate the machine safely in high speed. This increases productivity and reduces operator fatigue - no more stepping in and out of the tool area as with traditional light curtains.





This close proximity protection allows the operator unrestricted access to the point of operation for increased productivity and unlike traditional light curtains, reduces fatigue by enabling the operator to remain standing in the same position.

#### 8. AutoSense

AutoSense technology automatically monitors machine performance in real-time.

#### 7. Quick adjust brackets

The TX and RX can be quickly moved and locked clear during tool change, are very easily adjusted and highly tolerant to machine vibration.

#### 6. Camera Receiver (RX)

The camera receiver features Automatic Tool Alignment to detect the tool profile for simple and fast set-up. BendShield technology monitors the area around the punch tip for optimal protection.



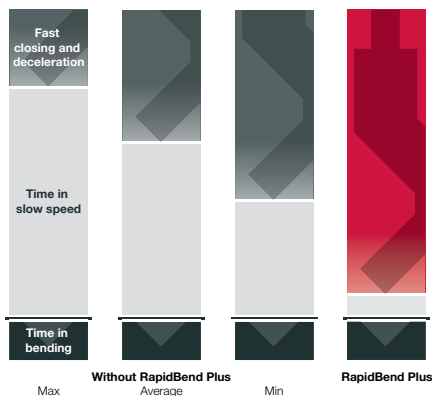
# Sentinel Plus technology

Our patented technology provides superior operator protection while enhancing machine performance to significantly improve your productivity.

## RapidBend Plus technology



employs a high speed progressive muting process that enables performance press brakes to close safely at high speed until the tool opening is only 2mm. This reduces the slow speed travel distance to significantly enhance machine productivity. RapidBend Plus is compatible with most high speed performance CNC press brakes\* and in comparison to other light or laser based systems, RapidBend Plus can reduce machine cycle time by more than two seconds per cycle. This represents a significant saving in operating time and cost.



*\*For retrofit applications RapidBend Plus compatibility is dependent on machine type and is optimised for high speed performance press brakes.*

## BendShield technology



provides advanced optical protection by enveloping the punch tip with a protective field that has no gaps. BendShield has an object detection resolution of 2mm to detect even the smallest obstruction from any angle. Optical protection remains active until the tool opening is reduced to 2mm preventing fingers and hands entering the point of operation.

## AutoSense is an automatic monitoring technology that



tracks machine operation and performance in real time. AutoSense automatically monitors control commands, motion, direction, speed and stopping performance to maintain a high level of machine and operator protection. AutoSense also guarantees compliance with international safety standards that mandate automatic monitoring of machine overrun and safe speed.

## Special Tools Mode

Sentinel Plus features a Special Tools Mode that scans and detects the size and profile of any non-v tool then automatically adjusts the protective zone for optimal protection and performance.

---

## Automatic Tool Alignment



The Sentinel Plus camera receiver features automatic tool alignment that eliminates the need for precise manual adjustment and reduces tool set-up time. After tool change simply press the TOOL ALIGN button on the receiver. The receiver scans the punch to locate the tool tip then automatically adjusts the protection zone.

---

## Sentinel user interface panel



The Sentinel panel displays system and machine status in real time and provides the operator with simple to follow instructions and messages making the system very easy to operate. The active status of the optical protection is clearly displayed and the operator can quickly change guarding modes with the press of a button.

The panel features a magnetic backing allowing it to be placed on the front of the machine within easy reach and view of the operator.

---

## Quick adjust brackets

The mounting bracket system attaches the laser transmitter and receiver to the upper beam of the press brake. The brackets are manufactured from an extruded high tensile alloy for rigidity and tolerance to machine vibration. Linear rails and bearings provide precision vertical adjustment of the laser transmitter and receiver. During tool change the transmitter and receiver are locked clear allowing the tools to be easily removed from the ends of the machine.

After tool change the transmitter and receiver are quickly moved back into position. The receiver status LEDs provide a clear indication when the system is aligned so the tool change process is very simple and takes only a matter of seconds.

---

## Dual guarding support - the best of both worlds.

In addition to laser guarding, Sentinel Plus enables connection of third party light curtains for the ultimate flexibility. For bending operations where light curtains are more suitable (eg. multi height tooling), the operator can simply switch from laser protection to light curtain protection.

---

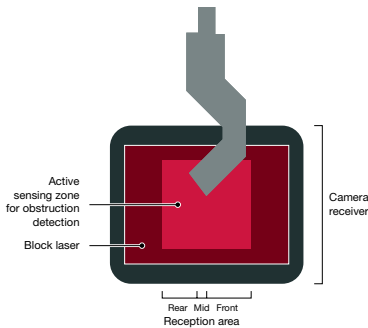
## Additional machine monitoring

Sentinel Plus provides optional monitoring of additional machine safety elements including emergency stop buttons plus side and rear gate interlock switches with real-time status displayed on the user interface panel.

# How it works

The laser field is processed by the receiver and divided into three continuous zones to detect obstructions entering from the front, sides and rear of the tool area.

The front zone provides protection forward of the tool while the middle zone protects the area just behind the tip of the punch. The rear zone provides additional protection for the open gaps created when segmented tooling is used. The protective zones are independently and automatically muted to suit different shape work pieces allowing parts to be formed safely at high speed to achieve maximum productivity.



## Muting

Muting temporarily deactivates optical protection just before the punch makes contact with the material allowing the bend to be completed. On start-up Sentinel Plus automatically determines the mute point by detecting the material position. During operation the optical protection is automatically muted when the tool opening is 2mm, reducing the chance of an operator's fingers or hands entering this small space between the punch and material.

Sentinel Plus automatically monitors the material position on every bend so changes in material thickness or tool size are detected and the machine automatically stopped. After a tool or material change the operator simply initiates a new mute point set-up cycle with the press of a button.

## Operating modes

Sentinel Plus features a range of modes to suit different shape and profile work pieces. At the press of a button simply select a mode that best suits each bend job to achieve the best level of productivity and performance.

### **Normal Mode**

In normal mode all sensors are active, allowing the tools to close safely at high speed. If any sensor is blocked, the machine is automatically stopped. If any sensor remains blocked then the bend can be completed at 10mm/s safe speed.

### **Tray Mode**

Tray Mode is designed for bending tray or box shaped work pieces where the side flanges block the front or rear sensors. In tray mode all sensors are active and the machine is stopped if a side flange is detected. The operator presses the pedal again to confirm the presence of the side flange then the system automatically blanks the front and rear sensors and the bend continues at high speed.

### **Mute Stop Mode**

Ideal for forming parts with side flanges that block the entire sensing zone. The tools close at high speed and stop automatically at the mute point allowing the operator to simply insert the work piece then press the pedal to complete the bend.

### **Back Gauge Mode**

Back gauge mode is designed for bend cycles where the back gauge fingers are positioned very close to the bend line and detected by the rear sensor.

To maintain protection while avoiding unnecessary interference the rear sensor is automatically blanked just above the back gauge fingers so the bend can be completed without stopping.

### **Field Muted Mode**

In Field Muted Mode the optical protection is turned off and closing speed restricted to 10mm/s safe speed. Field Muted Mode is ideal for bending operations where the laser transmitter or receiver must be moved clear to accommodate work pieces that extend past the ends of the machine bed.

### **Tool Set-up Mode**

Traditional guarding systems can interfere with machine tool set-up and referencing that can lead to longer set-up times or the need to bypass the guarding system entirely. Sentinel Plus Tool Set-up Mode eliminates interference and enables tool set-up and referencing to be performed quickly and easily.

### **Light Curtain Mode (optional)**

Sentinel Plus allows the operator to set the material position then automatically calculates the light curtain mute point at a 6mm tool opening. During operation Sentinel Plus automatically monitors the machine stop time when ever the light curtain is interrupted and on every machine stop. Sentinel Plus also provides flexibility with safe speed operation. If the light curtain is interrupted when the tool opening is greater than 6mm then the bend can be completed at 10mm/s safe speed.



LAZER SAFE - PERFORMANCE WITHOUT COMPROMISE



# Product specifications

## Sentinel Plus Press Brake Guarding System

### Controller

<b>Hardware</b>	CE Certified Category 4 Safety Controller with integrated force guided relays and encoder feedback system
<b>Software</b>	CE Certified Kernel Software with application software interface
<b>Technology</b>	RapidBend Plus / AutoSense / BendShield

### Laser transmitter / receiver

<b>Laser transmitter</b>	CLASS 1 Block laser
<b>Receiver</b>	Camera receiver
<b>Optical range</b>	8 meters
<b>Object detection resolution</b>	2mm
<b>Connector type</b>	M12 12 pin
<b>Tool compatibility</b>	V tools and non standard tools
<b>Special functions</b>	Automatic Tool Alignment / Special Tools Mode
<b>Integrated status LEDs</b>	Transmitter status (power / laser) Receiver status (power / front/middle/rear sensors / automatic alignment)

### User interface panel

<b>Display</b>	4.3" widescreen colour graphics display
<b>Connector type</b>	M12 8 pin

### Mounting brackets

<b>Vertical bracket length</b>	700mm (other lengths available on request)
<b>Vertical adjustment range</b>	530mm (suits punch height up to 450mm. Other lengths available on request)
<b>Horizontal adjustment range</b>	40mm

## Certification and standards compliance

Sentinel Plus hardware and software is CE Certified and compliant with all international press brake safety standards including EN12622, ANSI B11.3-2012, CSA Z142-10 and NR12.

## Sales and installation

Sentinel Plus is available supplied and installed from Lazer Safe Retrofit Dealers, the original press brake manufacturer and participating machinery dealers.

**For your nearest Lazer Safe Retrofit Dealer visit [www.lazersafe.com](http://www.lazersafe.com).**



### **Copyright**

The contents of this brochure are subject to copyright and must not be duplicated, reproduced or communicated without the prior written consent of Lazer Safe.

### **Disclaimer**

While every reasonable effort is made to ensure that the information presented in this brochure is accurate and current at the time of publication, Lazer Safe does not make any guarantee or warranty of accuracy of the information provided. Lazer Safe reserves the right to make changes at any time and without notice. Lazer Safe does not assume any liability for the accuracy of information presented or for any subsequent loss or damage suffered where you rely on or use the information contained within this brochure.

### **Trademarks**

The following trademarks are the property of Lazer Safe and must not be duplicated, reproduced or communicated without the prior written consent of Lazer Safe:

Lazer Safe, PCSS, PCSS-A, LZS-LG, LZS-LG-HS, LZS-004, LZS-004-HS, LZS-005, IRIS, IRIS Plus, RapidBend, RapidBend Plus, RapidBend Ultimate, FlexSpeed, FlexSpeed Plus, SmartLink, BendShield, BendShield Plus, AutoSense, AutoSense Plus, Sentinel, Sentinel Plus, Defender, Defender Plus, FoldGuard, PressGuard, LazerGuard.

### **Patents**

Lazer Safe products are subject to patents granted or applied for in various global territories.



**Performance without compromise.™**

📍 27 Action Road, Malaga WA 6090, Australia

✉ PO Box 2368, Malaga WA 6944, Australia

☎ +61 8 9249 4388 📠 +61 8 9249 6011 @ info@lazersafe.com

[lazersafe.com](http://lazersafe.com)