

# NEW!

engineering




## Dosing Cell 3E

2-component low-pressure mixing and dosing system



# Dosing Cell 3E 2-component mixing and dosing system

The new Dosing Cell 3E is a 2-component low-pressure, mixing and dosing system for use in semi-automatic operation for gasketing, gluing and potting of a wide variety of components. With this system liquid, medium to high viscose media, such as polyurethanes or other reactive polymer materials can be processed precisely.



## PROCESS WITH MAXIMUM COMFORT

Sonderhoff has designed the Dosing Cell 3E to allow you as operator to easily and safely execute a wide variety of tasks. Standard operation is facilitated by the easy-to-handle, multi-functional MOBILE PANEL with integrated 6.5" touchscreen – an essential simplification for contour programming of components. The pre-adjustability and regulation of all system and process parameters ensure consistent production processing.

# The Dosing Cell 3E

## The entry level model for standard applications

### Economic

With the 3E you can get started immediately. Place, plug-in & work!

To achieve this, we concentrated on the most essential characteristics and have designed the system for the most frequently used application characteristics. This has created a system which, through a very attractive entry-level price, enables extremely short amortisation times, and which can also economically produce small and medium quantities.

### Efficient

Everything in the machine is targeted at efficiency. The application rate of the MK 425 mixing head is between 0.5 g and 5.0 g per second, depending on material and mixing ratio. Experience has shown that this is the bandwidth which covers 80% of the current applications. The pressure tanks, with a 44 litre capacity for the A-component and 24 litre capacity for the B-component, accommodate the typical, asymmetric mixing ratio.

The machine concept itself is designed so that the machine can be delivered in one piece in a container, completely assembled. Moreover the machine is prepared in such a way that it just needs to be set up at the destination location and connected to the mains supply. As soon as water and compressed air are connected, and the material is prepared in the material pressure tanks, production can begin – place, plug-in & work!

The machine is CE-compliant, and so an immediate, safe production start is possible. The manual lift-door safely delimits the danger zone, so that additional protective fences or light barriers are unnecessary – an additional, efficiency-increasing saving of space and costs.

Moreover, due to the high degree of standardisation, delivery time is shortened. Customers who are already familiar with the FIP(F)G technology can set-up the system on their own. Naturally we would be pleased to support you on request!

### Ecological – achieve a lot with minimal effort


The ecological high-pressure water rinsing system is the essential characteristic of environmentally-friendly processing of 2-components reaction materials. The use of solvents to clean the mixing head becomes superfluous. With this proven technology you make an active contribution to environmental protection – throughout the machine's service life.

### The Dosing Cell 3E – a genuine Sonderhoff


The Dosing Cell 3E can't do everything – but with comparably little effort, it can do a great deal! And it can continue to do so for many years, thanks to the proven Sonderhoff quality. In spite of all the cost efficiency: The 3E mixing and dosing system uses the proven Sonderhoff components for all essential parts. Starting from the MK 425 mixing head, the central IPC controller, the modern sensors and actuators, to the pressure-controlled recirculation-valve technology, including air nucleation, and extending to the high-pressure water rinsing system.



Basic configuration:  
Multifunctional  
mobile panel (6.5")



Manual lift-door



MK 425 with  
high-pressure water rinsing system\*

\*symbolic image

# The Dosing Cell 3E: economic – efficient – ecological

## Technical data

### CONTROL CONCEPT

- Self-explanatory operator guidance via dialogue programming using menu technology with softkeys, touch buttons and function keys; multi-functional mobile panel with integrated 6.5" touchscreen
- Display languages available: German, English, French, Spanish, Italian, Chinese
- Modular "IPC controller" integrated into the control cabinet by means of Power-Link
- EMERGENCY STOP shutdown with proven "Sonderhoff-SAFETY" concept, real-time-capable bus system
- Control cabinet pre-installed
- Preselect for Set-up/Stand-by/Manual/Automatic operating modes
- Recipe management
- Operator password protection can be selected at 4 levels
- Data backup via USB stick or LAN
- Programmable pot-life monitoring and dosing quantity preselect, as well as automatic rinsing and material conditioning (air nucleation, stirring, etc.)
- Automatic delivery rate adjustment available whenever needed, through pressure regulation
- Preparation for automatic refill
- Timer with automatic start-up
- Pressure monitoring of components, digital component pressure display
- Safety shutdown from protective door
- Data storage for operating system and system programs on CFast storage media

### MATERIAL PROCESSING

- Mixing ratio: from 10 : 1 to 1 : 2, infinitely variable
- Application rate: from 0.5 to 5.0 g/s (\*)
- Viscosity processing range: Component A: 1,000 mPas – 100,000 mPas (\*)  
Component B: 200 mPas – 1,000 mPas (\*)  
(\*) depending on viscosity and mixing ratio / other application rates and viscosities on request

### PRECISION GEAR PUMPS

- Component A: 1.2 ccm/Rev.
- Component B: 0.3 ccm/Rev.

### HOSE PACKAGE

- Component A: Textile-reinforced, polyamide high-pressure hose
- B-component: Steel-reinforced Teflon high-pressure hose
- Recirculation hose package

### MIXING HEAD TYPE

- MK 425 with recirculation and high-pressure water flushing or component flushing

### MATERIAL PREPARATION

- Pressure tanks with capacitive minimum fill level sensors and shut-off ball valve, with compressed air fittings and compressed air reducing valves for primary pressure regulation of tank pressures
- Safety pressure valve TÜV type-tested
- 44 l pressure tank, double wall, chrome nickel steel for component A
- 24 l pressure tank, double wall, chrome nickel steel for component B
- Wire mesh filter cartridges
- Three-phase current agitator running at 99 rpm for tank A
- Automatic air nucleation
- Preparation for control of an automatic refilling device

### PNEUMATIC SYSTEM

- Pneumatic system with filter-pressure reducer, maintenance unit with pressure monitoring and valve cluster for control of pneumatic loads

# The Dosing Cell 3E: economic – efficient – ecological

## Technical data

### LINEAR ROBOT

- Speed: 15 m/min
- Acceleration: 2 m/s<sup>2</sup>
- Traversing range x/y/z: 2,500 mm x 1,250 mm x 250 mm

### DRIVE TECHNOLOGY

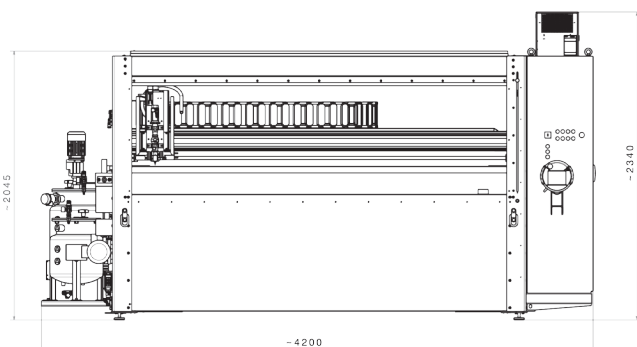
- Speed-regulated servo gear motor with speed display and adjustment through the display
- Drive performance: Pumps: 0.33 kW                      Mixing head: 0.33 kW
- Drive rotational speeds: Pumps: 1 – 250 rpm                      Mixing head: 1 – 6,000 rpm

### CONNECTION RATINGS

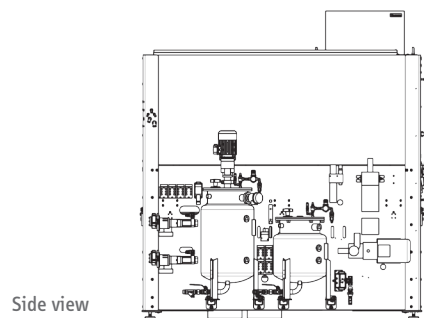
- Electrical system: Execution as per EN 60 204-1
- Mains connection: 3 x 400 V, 50 Hz
- Rated power: approx. 10 kVA
- Average consumption: approx. 4 kVA
- Compressed air connection value: approx. 150 l/min at 6 – 7 bar
- Water connection value: approx. 13 l/min at min. 4 bar

### GENERAL EQUIPMENT


- Dimensions W/H/D approx. 4,200 x 2,220 x 2,050 mm
- Chassis compact design, powder-coated
- Weight approx. 1,500 kg
- Material supply monitoring for component pumps
- Compressed air dryer MDK 6
- Air conditioner for control cabinet temperature control
- Rinsing and filling shot container
- Spare parts packages
- Strand identification




Front view



Side view



Top view



Isometric view

We supply worldwide to more than 50 countries, and our customers produce more than 300.000.000 seals with our products each year.



**Sonderhoff Holding GmbH**

Richard-Byrd-Strasse 24  
50829 Cologne  
Germany  
Tel +49 221 95685-0  
Fax +49 221 95685-599

**Sonderhoff Chemicals GmbH**

Richard-Byrd-Strasse 26  
50829 Cologne  
Germany  
Tel +49 221 95685-0  
Fax +49 221 95685-599

**Sonderhoff Services GmbH**

Mathias-Brüggen-Strasse 124-128  
50829 Cologne  
Germany  
Tel +49 221 956526-0  
Fax +49 221 956526-39

**Sonderhoff Engineering GmbH**

Dr. Walter Zumtobel Strasse 15  
6850 Dornbirn  
Austria  
Tel +43 5572 398810  
Fax +43 5572 398810-55

**Sonderhoff Polymer-Services Austria GmbH**

Allgäustrasse 3  
6912 Hörbranz  
Austria  
Tel +43 5572 398810-902  
Fax +43 5572 398819-900

**Sonderhoff Italia s.r.l.**

Via della Foppa 2/5  
23848 Oggiono  
Italy  
Tel +39 0341 26551  
Fax +39 0341 265555

**Sonderhoff USA Corporation**

1895 Big Timber Road · Unit B  
Elgin, IL 60123  
USA  
Tel +1 847 888 1110  
Fax +1 847 888 1116

**Sonderhoff (Suzhou) Sealing Systems Co.Ltd.**

1 Lansheng Road, Suzhou Industrial Park  
215126 Suzhou  
China  
Tel +86 512 8227 2800  
Fax +86 512 8227 2799